

SUSTAINABLE DEVELOPMENT GOALS

Where Are We Now?



Philippine Statistics Authority

Lisa Grace S. Bersales, Ph.D.
PANEL DISCUSSION:
USC Side Event on VNR, 4March2019

Wilma A. Guillen
9TH IAEG SDGs
UNESCWA, Beirut, Lebanonon

- The National Statistical System is a **data partner** in monitoring the achievement of the SDGs
- This was already practiced with the MDGs

Philippine MDG Indicators as of November 2017

Poverty gap ratio

Growth rate of GDP per person employed

Proportion of population below national subsistence

Ratio of girls to boys in elementary participation rates

Ratio of area protected to maintain biological diversity to surface area



30

Indicators that were **achieved**



17

Indicators that were **not achieved**

Proportion of population below national poverty threshold

Proportion of families with access to secure tenure

Share of women in wage employment in the non-agricultural sector

Prevalence associated with malaria

Number of species threatened with extinction

- ***PSA support to VNR >> We come from the MDG reporting so we did not start from 0.***
- ***Thus, PSA participation in the Philippine VNR was to Start Early-Phil Participation in global state community discussions on NSOs' role in SDGs made us proactive..immediately preparing the needed SDGs data framework for global, national, subnational monitoring as the planning ministry and other ministries were developing strategies to achieve SDGs in the Philippines.***

- ***Now , we have our SDG Watch baseline in PSA website, we have our Interagency Focal persons groups coordinated by PSA to discuss data fro SDGs including the support to VNR. On the other hand, the planning and other ministries doing interventions in the PDP and SDGs, also have their own meetings and interagency com and the PSA is always invited to participate.***

- ***Thus, two parallel groups working on report of progress on SDGs (NEDA with line ministries doing programs and identifying national targets for the SDGs and PSA with line ministries on indicator system and data provision).These illustrate partnerships.***

- ***Challenges >> data disaggregation and more frequent and faster releases of data from NSS. Capacity development of officials and tech staff. Use of SDMX. Integration of geospatial info and statistics...we have national regional some provincial..challenge is city level, but we started to use new sampling design that allows for estimates of 33 highly urbanized cities and 3 other areas in addition to the 81 provinces.***

- ***Strategies to address the challenges >> included in the National Strategy for the Development of Statistics which we locally call as “Philippine Statistical Development Program”. The latest PSDP actually include a specific Chapter on SDGs.***

Legal Framework for Institutional Organization for SDGs

Presidential
Proclamation

1106

Presidential
Proclamation
of the Civil
Registration and
Vital Statistics
Decade
2015-2024

March 2015

PSA Board
Resolution

14-2015

Approving and
Endorsing to
the Office of the
President the
Philippine
Statistical
Development
Program
2011-2017
Update

PSA Board
Resolution

4-2016

Enjoining
Government
Agencies to
Provide Data
Support to the
Sustainable
Development
Goals



Republic of the Philippines
Philippine Statistics Authority



Strong partnerships

Official repository of SDG indicators in the Philippines

Compile and maintain SDG Indicators Database and SDG Watch

Coordinate the generation and improvement of SDG indicators

Analyze the SDG indicators for policy-making

Dissemination and Raising public awareness on SDGs

**Institutional Mechanism
for SDG Monitoring**

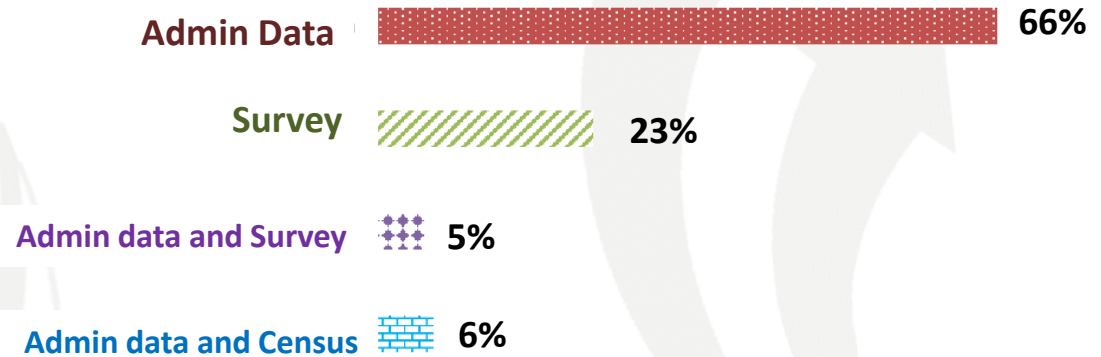




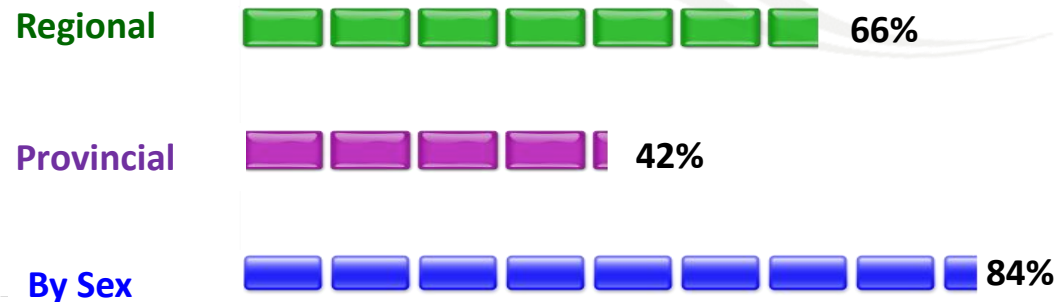
Distribution of the Initial List of Philippine SDG Indicators

155 Philippine SDG indicators

BY SOURCE OF PRIMARY DATA,



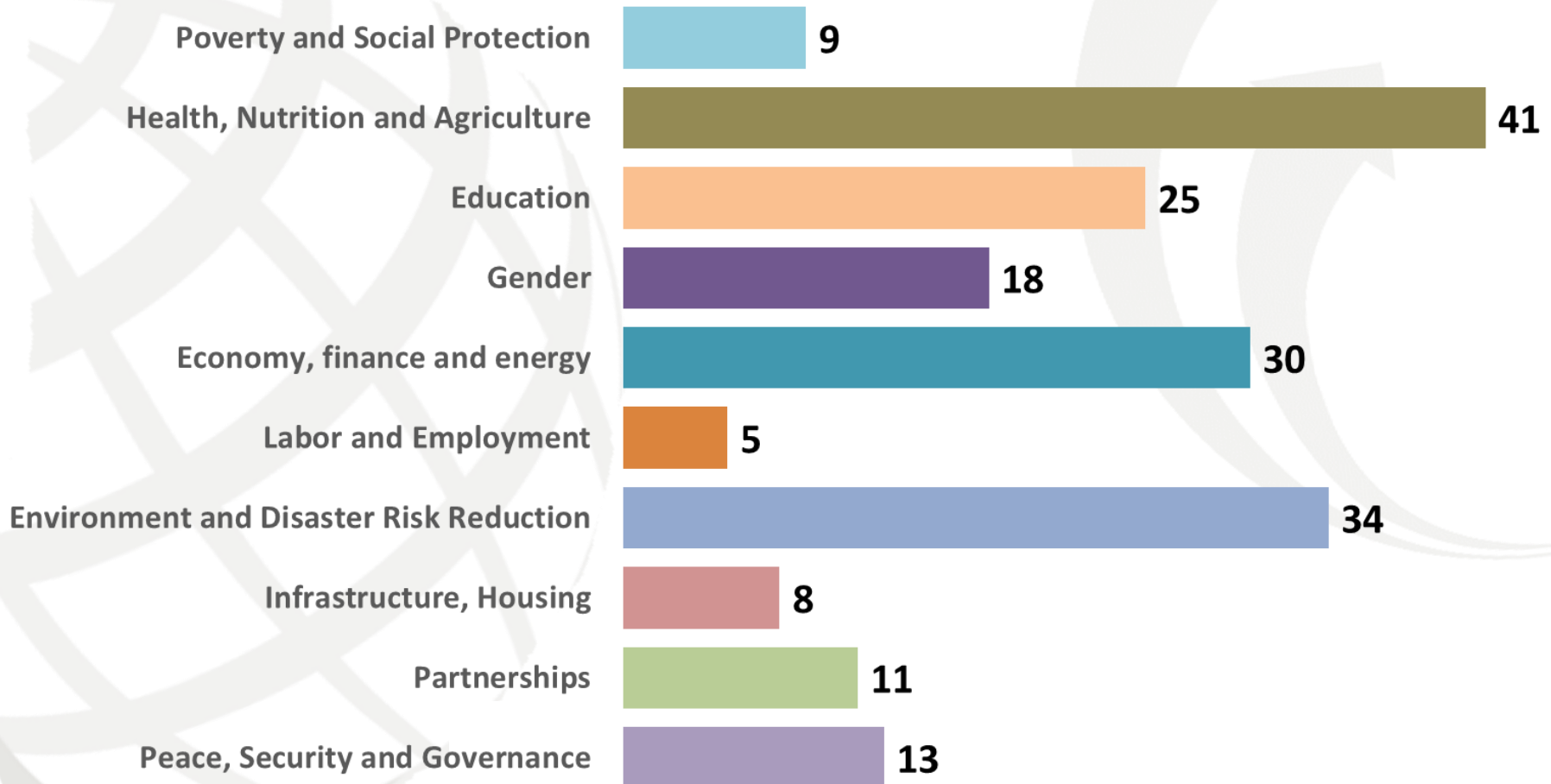
BY AVAILABLE DISAGGREGATION





Distribution of the Initial List of Philippine SDG Indicators

BY SECTOR (in percentage)





	1	2	3	4	5	6	7	8	9	10	11	12	13	14	15	16	17	18	19	20	21	22	23	24	25	26	27	29	30	
Goal 1	Green	Green	Green	Green	Green	Green	Green	Green	Green	Green	Green	Green	Green	Green	Grey	Grey	Grey	Grey	Grey	Grey	Grey	Grey	Grey	Grey	Grey	Grey	Grey	Grey	Grey	Grey
Goal 2	Green	Green	Green	Grey	Grey	Grey	Grey	Grey	Grey	Grey	Grey	Grey	Grey	Grey	Grey	Grey	Grey	Grey	Grey	Grey	Grey	Grey	Grey	Grey	Grey	Grey	Grey	Grey	Grey	Grey
Goal 3	Green	Green	Green	Green	Green	Green	Green	Green	Green	Green	Green	Green	Green	Green	Grey	Grey	Grey	Grey	Grey	Grey	Grey	Grey	Grey	Grey	Grey	Grey	Grey	Grey	Grey	Grey
Goal 4	Green	Green	Green	Green	Green	Green	Green	Green	Green	Green	Green	Green	Green	Green	Grey	Grey	Grey	Grey	Grey	Grey	Grey	Grey	Grey	Grey	Grey	Grey	Grey	Grey	Grey	Grey
Goal 5	Grey	Grey	Grey	Grey	Grey	Grey	Grey	Grey	Grey	Grey	Grey	Grey	Grey	Grey	Grey	Grey	Grey	Grey	Grey	Grey	Grey	Grey	Grey	Grey	Grey	Grey	Grey	Grey	Grey	Grey
Goal 6	Green	Green	Green	Grey	Grey	Grey	Grey	Grey	Grey	Grey	Grey	Grey	Grey	Grey	Grey	Grey	Grey	Grey	Grey	Grey	Grey	Grey	Grey	Grey	Grey	Grey	Grey	Grey	Grey	Grey
Goal 7	Green	Green	Grey	Grey	Grey	Grey	Grey	Grey	Grey	Grey	Grey	Grey	Grey	Grey	Grey	Grey	Grey	Grey	Grey	Grey	Grey	Grey	Grey	Grey	Grey	Grey	Grey	Grey	Grey	Grey
Goal 8	Green	Green	Green	Green	Green	Green	Green	Green	Green	Green	Green	Green	Green	Green	Grey	Grey	Grey	Grey	Grey	Grey	Grey	Grey	Grey	Grey	Grey	Grey	Grey	Grey	Grey	Grey
Goal 9	Green	Green	Green	Green	Green	Green	Green	Green	Green	Green	Green	Green	Green	Green	Grey	Grey	Grey	Grey	Grey	Grey	Grey	Grey	Grey	Grey	Grey	Grey	Grey	Grey	Grey	Grey
Goal 10	Grey	Grey	Grey	Grey	Grey	Grey	Grey	Grey	Grey	Grey	Grey	Grey	Grey	Grey	Grey	Grey	Grey	Grey	Grey	Grey	Grey	Grey	Grey	Grey	Grey	Grey	Grey	Grey	Grey	Grey
Goal 11	Green	Green	Green	Grey	Grey	Grey	Grey	Grey	Grey	Grey	Grey	Grey	Grey	Grey	Grey	Grey	Grey	Grey	Grey	Grey	Grey	Grey	Grey	Grey	Grey	Grey	Grey	Grey	Grey	Grey
Goal 12	Grey	Grey	Grey	Grey	Grey	Grey	Grey	Grey	Grey	Grey	Grey	Grey	Grey	Grey	Grey	Grey	Grey	Grey	Grey	Grey	Grey	Grey	Grey	Grey	Grey	Grey	Grey	Grey	Grey	Grey
Goal 13	Green	Green	Grey	Grey	Grey	Grey	Grey	Grey	Grey	Grey	Grey	Grey	Grey	Grey	Grey	Grey	Grey	Grey	Grey	Grey	Grey	Grey	Grey	Grey	Grey	Grey	Grey	Grey	Grey	Grey
Goal 14	Green	Grey	Grey	Grey	Grey	Grey	Grey	Grey	Grey	Grey	Grey	Grey	Grey	Grey	Grey	Grey	Grey	Grey	Grey	Grey	Grey	Grey	Grey	Grey	Grey	Grey	Grey	Grey	Grey	Grey
Goal 15	Green	Green	Green	Green	Green	Green	Green	Green	Green	Green	Green	Green	Green	Green	Green	Green	Green	Green	Green	Green	Green	Green	Green	Green	Green	Green	Green	Green	Green	Green
Goal 16	Green	Green	Green	Green	Green	Green	Green	Green	Green	Green	Green	Green	Green	Green	Green	Green	Green	Green	Green	Green	Green	Green	Green	Green	Green	Green	Green	Green	Green	Green
Goal 17	Green	Green	Grey	Grey	Grey	Grey	Grey	Grey	Grey	Grey	Grey	Grey	Grey	Grey	Grey	Grey	Grey	Grey	Grey	Grey	Grey	Grey	Grey	Grey	Grey	Grey	Grey	Grey	Grey	Grey



68 out of 155
indicators are in
the **PDP Results Matrix**

Legend:

- Philippine SDG indicator in the draft PDP
- Philippine SDG indicator not in the draft PDP



The SDGs are being mapped into:



City/Municipal SDG
Assessment Matrix
through the SDG Seminar I

Provincial Development Plan
Results Matrix

Regional Development Plan
Results Matrix

Dissemination Mechanisms

REPUBLIC OF THE PHILIPPINES PHILIPPINE STATISTICS AUTHORITY SOLID • RESPONSIVE • WORLD-CLASS		SUSTAINABLE DEVELOPMENT GOALS WATCH
Goals/Targets/Indicators	Baseline Data	
GOAL 1. ERADICATE EXTREME POVERTY AND HUNGER		
target 1.1	By 2030, eradicate extreme poverty for all people everywhere, currently measured as people living on less than \$1.25 a day	
1.1.1	Proportion of population below the international poverty line	13.11 2015



REPUBLIC OF THE PHILIPPINES
PHILIPPINE STATISTICS AUTHORITY
SOLID • RESPONSIVE • WORLD-CLASS

Home The PSA Statistics Databases Classification Systems Civil Registration Publications Services News

Home » Statistics » Multi-Sectoral » Sustainable Development Goals



Sustainable Development Goals

In September 2015, the United Nations Member States adopted a new global plan of action entitled, "Transforming Our World: The 2030 Agenda for Sustainable Development." The 2030 Agenda, its 17 Goals and 169 targets are a universal set of goals and targets that aim to stimulate people-centered and planet-sensitive change.

The 193 member states of the United Nations (UN) gathered to affirm commitments towards ending all forms of poverty, fighting inequalities and increasing country's productive capacity, increasing social inclusion and curbing climate change and protecting the environment while ensuring that no one is left behind over the next fifteen years.

The Sustainable Development Goals (SDGs) and targets are integrated and indivisible, global in nature and universally applicable, and take into account different national realities, capacities and levels of development and respecting national policies and priorities. Each government are expected to take ownership and establish national frameworks, set nationally-owned targets guided by the global level of ambition but taking into account country-level circumstances for the achievement of the 17 goals. Countries will also decide how these aspirational and global targets should be incorporated in national planning processes, policies and strategies.

In monitoring the SDGs and its corresponding targets, the UN Statistical Commission established an Inter-Agency and Expert Group on SDG Indicators (IAEG-SDG), which developed the SDG global

Menu

- Main page
- About the SDGs
- The Philippine SDGs
 - Assessment of SDG Indicators
 - List of SDG Indicators for Initial Monitoring
 - Metadata
 - Resolutions
 - Events
- Global SDGs
 - List of SDG targets and Indicators
 - Metadata
 - SDG Reports
 - UN Statistics Division
 - UN ESCAP
 - ADB

2017 International Conference on Sustainable Development Goals Indicators
4-6 October 2017
Manila, Philippines



REPUBLIC OF THE PHILIPPINES
PHILIPPINE STATISTICS AUTHORITY
SOLID • RESPONSIVE • WORLD-CLASS

Home The PSA Statistics Databases Classification Systems Civil Registration Publications Services News

enjoined to provide the necessary data support to monitor the country's performance vis-à-vis the SDGs based on the indicator framework that shall be determined by NEDA, PSA and other government agencies. Further, the Resolution designated the PSA as the official repository of SDG indicators in the Philippines.

The Philippine SDGs

Metadata
Click on the icon to download metadata of each goal

1 NO POVERTY

2 ZERO HUNGER

3 GOOD HEALTH AND WELL-BEING

4 QUALITY EDUCATION

5 GENDER EQUALITY

6 CLEAN WATER AND SANITATION

7 AFFORDABLE AND CLEAN ENERGY

8 DECENT WORK AND ECONOMIC GROWTH

9 INDUSTRY, INNOVATION AND INFRASTRUCTURE

10 REDUCED INEQUALITIES

11 SUSTAINABLE CITIES AND COMMUNITIES

12 RESPONSIBLE CONSUMPTION AND PRODUCTION

13 CLIMATE ACTION

14 LIFE BELOW WATER

15 LIFE ON LAND

16 PEACE, JUSTICE AND STRONG INSTITUTIONS

17 PARTNERSHIPS FOR THE GOALS

Related Links

- UN Statistics Division (UNSD)
- Inter-Agency Expert Group on SDG Indicators (IAEG-SDG)
- High Level Group (HLG)
- Philippine Development Plan
- Ambisyon 2040

Contact Us

Poverty and Human Development Statistics Division
Social Sector Statistics Service

sdg@psa.gov.ph (02) 376-1991



Dissemination Mechanisms

SDG WATCH

GOAL 1

Download as PDF.


PRELIMINARY
Submissions as of January 30, 2018

Goals/Targets/Indicators	Baseline		Data Source Agency	
	Data	Year		
				
target 1.1	By 2030, eradicate extreme poverty for all people everywhere, currently measured as people living on less than \$1.25 a day			
1.1.1	Proportion of population below the international poverty line, by sex, age, employment status and geographical location (urban/rural)	8.3	2015	
1.1.1.1	Proportion of employed population aged 15 to 24 years old living below the international poverty line of US\$1.90 per day		World Development Indicators Database, World Bank	
	Female employed population	7.1		2015
	Male employed population	13.9		2015
1.1.1.2	Proportion of employed population aged 25 years old and over living below the international poverty line of US\$1.90 per day			
	Female employed population	7.1	2015	
	Male employed population	9.5	2015	

Menu

- Main page
- About the SDGs
- The Philippine SDGs
 - Assessment of SDG Indicators
 - List of SDG Indicators for Initial Monitoring
 - Metadata
 - Baseline data
 - Resolutions
 - Events
- Global SDGs
 - List of SDG targets and Indicators
 - Metadata
 - SDG Reports
 - UN Statistics Division
 - UN ESCAP
 - ADB



REPUBLIC OF THE PHILIPPINES PHILIPPINE STATISTICS AUTHORITY SOLID · RESPONSIVE · WORLD-CLASS			
Preliminary submissions as of December 29, 2017			
Goals/Targets/Indicators	Baseline		Data Source Agency
	Data	Year	
			
target 2.1	By 2030, end hunger and ensure access by all people, in particular the poor and people in vulnerable situations, including infants, to safe, nutritious and sufficient food all year round		
2.1.1.p1	Proportion of households meeting 100% recommended energy intake	31.7	2015
			NNS, FNRI-DOST
target 2.2	By 2030, end all forms of malnutrition, including achieving, by 2025, the internationally agreed targets on stunting and wasting in children under 5 years of age, and address the nutritional needs of adolescent girls, pregnant and lactating women and older persons		
2.2.1	Prevalence of stunting (height for age <-2 standard deviation from the median of the World Health Organization (WHO) Child Growth Standards) among children under 5 years of age	21.5	2015
			NNS, FNRI-DOST
2.2.2	Prevalence of malnutrition (weight for height >+2 or <-2 standard deviation from the median of the WHO Child Growth Standards) among children under 5 years of age, by type (wasting and overweight)		
2.2.2.1	Prevalence of malnutrition for children under 5 years <-2 SD from the median of the WHO CGS (wasting)	7.1	2015
			NNS, FNRI-DOST
2.2.2.2	Prevalence of malnutrition for children under 5 years <+2 SD from the median of the WHO CGS (overweight)	3.9	2015
			NNS, FNRI-DOST
2.2.g1	Prevalence of Vitamin A deficiency among children aged 6 months to 5 years old	20.4	2013
			NNS, FNRI-DOST
2.2.g2	Prevalence of exclusively breastfed children 0 to 5 months old	48.8	2015
			NNS, FNRI-DOST

The SDG Watch is compiled by the Philippine Statistics Authority as the official repository of SDG indicators in the Philippines per PSA Board Resolution No. 09 Series of 2017. More statistical information on the Philippine MDGs can be accessed at <http://nea.gov.ph/eda>.



Maraming Salamat Po!

PSA Website:
psa.gov.ph

